

ARCUS

Arcus 系列安装说明书
Arcus series installation instructions



系列
BL00101

适用范围
此产品适用于建筑轮廓，户外洗墙。

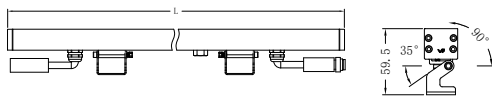
具体外观以实物为准！

安装步骤

1 (尺寸)
Size

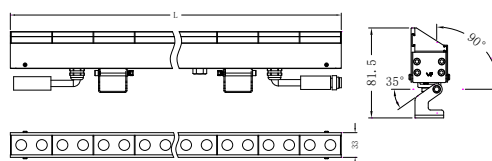
产品尺寸	L
1000×59.5×30	1000mm
500×59.5×30	500mm
250×59.5×30	250mm

无格栅

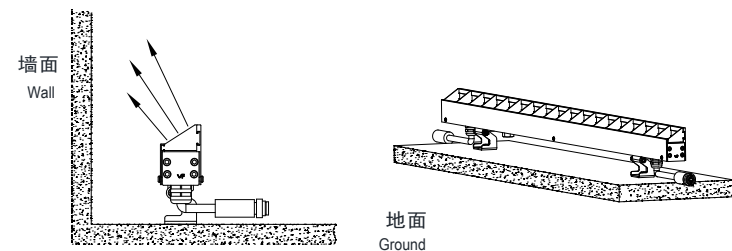
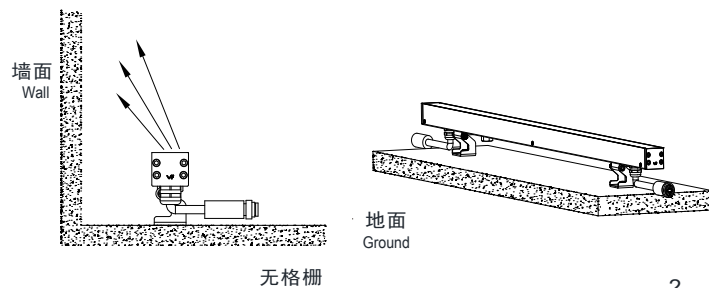


产品尺寸	L
1000×81.5×33	1000mm
500×81.5×33	500mm
250×81.5×33	250mm

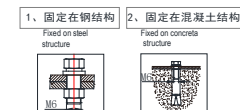
有格栅



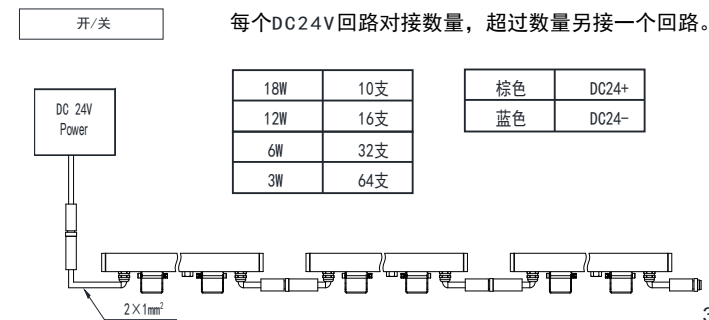
2 (灯具安装图)
Lamp installation diagram



有格栅



3 (接线示意图)
Wiring Diagram



1.

2.

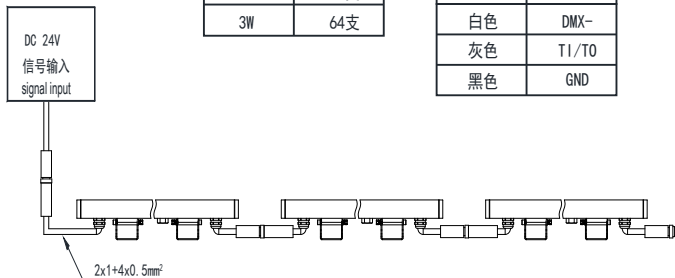
3.

DMX 调光

每个DC24V回路对接数量，超过数量另接一个回路。

18W	10支
12W	16支
6W	32支
3W	64支

棕色	DC24+
蓝色	DC24-
紫色	DMX+
白色	DMX-
灰色	T1/TO
黑色	GND

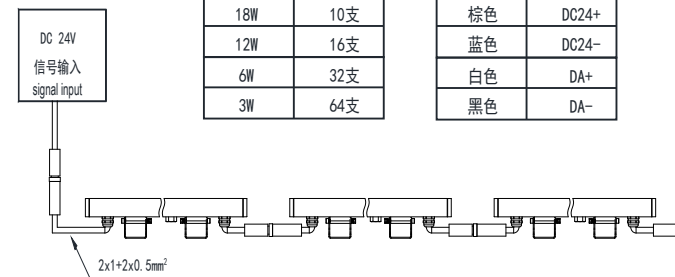


DALI 调光

每个DC24V回路对接数量，超过数量另接一个回路。

18W	10支
12W	16支
6W	32支
3W	64支

棕色	DC24+
蓝色	DC24-
白色	DA+
黑色	DA-



适用于室内环境与户外环境。
Suitable for indoor and outdoor environment.

注意事项

- 只能使用符合IEC或CCC安全标准的电源；
- 检查电源是否匹配灯具；
- 须考虑到最大电流值；
- 灯具上显示电压不是用来选择恒压电源，而是表示所选择恒流电源所覆盖的电压；
- 采用合适的ESD措施，避免触摸裸导体；
- 若与某种化学物质或气体接触，LED芯片会受损；
- 因此不能用化学物质清理LED壳体或LED驱动灯，如下物质证实对灯具的性能有负面影响，不能与LED灯具处在同一环境下。

指甲油
超能胶水
乙二醇
甲醛
LOCTITE胶水
漂白粉，含漂白粉的清洁剂、喷雾剂
LOCTITE 384胶
LOCTITE 7387 活化剂

- 将绝缘物移开或提供足够空间以便灯具本身的温升不会超过额定的；
- LED芯片对开关瞬态很敏感，因此LED灯具与电器必须在断电状态下连接，不可热插拔。
- VF建议使用灯具说明书上指示的电源。
- 须顾及到产品的极性。
- 如果此灯具的外部软缆或软线损坏了，该线要由制造商或其服务代理商或有类似资格的人更换
- 不可替换光源（此灯具的光源是不可替换的；当光源到其寿终时，应替换整个灯具）

- Use only drivers that comply with IEC or CCC safety standards.
- Check if the power supply match with the luminaire.
- Must consider the maximum current value displayed on the label of the luminaire.
- The voltage displayed on the luminaire is not used to select the constant voltage driver, but the voltage covered by the selected constant current driver.
- Take suitable ESD measures to avoid touching bare conductors.
- LED chips can be damaged if be in touch with chemical material or gas. Therefore, it is not allowed to clean the LED housing or luminaire by chemicals.
- The following items are confirmed to have negative impact on the performance of the luminaire, avoid to keep luminaire in the same circumstance with them.
Methyl acetate or ethyl acetate (i.e., nail polish remover)
Cyanoacrylates (i.e., "Superglue")
Glycol ethers (including Radio Shack® Precision Electronics
Cleaner - dipropylene glycol monomethyl ether)
Formaldehyde or butadiene (including Ashland PLIOBOND® adhesive)
Dymax 984-LVUF conformal coating
Loctite Sumo Glue、Loctite 384 adhesive、Loctite 7387 activator
Gorilla Glue、Bleach、Bleach-containing cleaners, sprays

- Remove the insulation material from the luminaire or provide enough space so that the temperature raising will not overpass the limited TC.
- LED chip is very sensitive to switching transients, therefore, LED lamps and appliances must be connected after power cut off, no hotswappable.
- VF recommends using the driver indicated on the luminaire manual.
- Must consider the polarity of the product.
- If the external flexible cable or cord of this lamp is damaged, the cord should be replaced by the manufacturer or its service agent or a similarly qualified person
- Non-replaceable light source (The light source of this luminaire is not replaceable; When the light source reaches the end of its life, the entire luminaire should be replaced)

爱加照明科技有限公司

广东省东莞市大朗镇洋乌村乌石岭三区438号

Tel: 0769-8539 7723 / 8539 7729 Fax: 0769-8258 3418
E-mail: info@vflighting.com Http: //www.vflighting.com