

MAGIC 系列安装说明书  
Magic series installation instructions

系列	开孔尺寸	系列	开孔尺寸
DR00101	Ø85mm	DR00102	Ø85mm
DR00103	Ø120mm	DR00104	Ø120mm
1111203	Ø85mm	1111103	Ø85mm
1111202	Ø85mm	1111102	Ø85mm
1111206	Ø85mm	1111106	Ø85mm
2111206	Ø120mm	2111106	Ø120mm

安装步骤:

1 按型号对应的开孔尺寸在天花板上开孔, 适合天花板厚度5-25mm.

2 断电情况下, 将驱动端电源线接市电(不含驱动需先接适配恒流驱动).

3 取下灯具反射器.

4 驱动与灯具公母插对接扭紧(此步骤仅适用于带公母插的灯具).

5 先逆时针旋转使螺丝与手柄松动, 再顺时针旋转螺丝安装灯具.

6 装好反射器, 安装完成

具体外观以实物为准!

不要用手或者毛巾拭擦芯片与反射器！  
Do not clean LED chip and reflector with hand or towel !



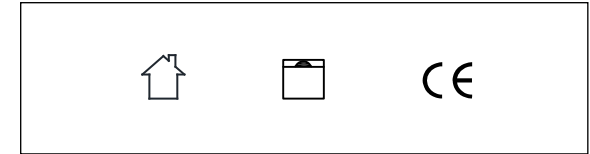
- 只能使用符合IEC或CCC安全标准的电源；
- 检查电源是否匹配灯具；
- 须考虑到最大电流值；
- 灯具上显示电压不是用来选择恒压电源，而是表示所选择恒流电源所覆盖的电压；
- 采用合适的ESD措施，避免触摸裸导体；
- 若与某种化学物质或气体接触，LED芯片会受损；
- 因此不能用化学物质清理LED壳体或LED驱动灯，如下物质证实对灯具的性能有负面影响，不能与LED灯具处在同一环境下。
  - 指甲油
  - 超能胶水
  - 乙二醇
  - 甲醛
  - LOCTITE胶水
  - 漂白粉，含漂白粉的清洁剂、喷雾剂
  - LOCTITE 384胶
  - LOCTITE 7387 活化剂
- 将绝缘物移开或提供足够空间以便灯具本身的温升不会超过额定的；
- LED芯片对开关瞬态很敏感，因此LED灯具与电器必须在断电状态下连接，不可热插拔。
- VF建议使用灯具说明书上指示的电源。
- 须顾及到产品的极性。
- 如果此灯具的外部软缆或软线损坏了，该线要由制造商或其服务代理商或有类似资格的人更换
- 此灯具内的光源应由制造商或其服务代理商或有类似资格的人来更换


4.


- Use only drivers that comply with IEC or CCC safety standards.
- Check if the power supply match with the luminaire.
- Must consider the maximum current value displayed on the label of the luminaire.
- The voltage displayed on the luminaire is not used to select the constant voltage driver, but the voltage covered by the selected constant current driver.
- Take suitable ESD measures to avoid touching bare conductors.
- LED chips can be damaged if be in touch with chemical material or gas. Therefore, it is not allowed to clean the LED housing or luminaire by chemicals.
- The following items are confirmed to have negative impact on the performance of the luminaire, avoid to keep luminaire in the same circumstance with them.
  - Methyl acetate or ethyl acetate (i.e., nail polish remover)
  - Cyanoacrylates (i.e., "Superglue")
  - Glycol ethers (including Radio Shack ® Precision Electronics Cleaner - dipropylene glycol monomethyl ether)
  - Formaldehyde or butadiene (including Ashland PLIOBOND ® adhesive)
  - Dymax 984-LVUF conformal coating
  - Loctite Sumo Glue、Loctite 384 adhesive、Loctite 7387 activator
  - Gorilla Glue、Bleach、Bleach-containing cleaners, sprays

- Remove the insulation material from the luminaire or provide enough space so that the temperature raising will not overpass the limited TC.
- LED chip is very sensitive to switching transients, therefore, LED lamps and appliances must be connected after power cut off, no hotswappable.
- VF recommends using the driver indicated on the luminaire manual.
- Must consider the polarity of the product.
- If the external flexible cable or cord of this lamp is damaged, the cord should be replaced by the manufacturer or its service agent or a similarly qualified person
- The light source in this lamp should be replaced by the manufacturer or its service agent or a similarly qualified person

5.



 该产品只能安装在室内环境，不能与水接触。  
This product is only suitable for indoor, it is not allowed to be rinsed with water.

 外置LED驱动，嵌入式安装。  
Independent external driver, recessed mounted.

爱加照明科技有限公司

广东省东莞市大朗镇洋乌村乌石岭三区438号

Tel: 0769-8539 7723 / 8539 7729 Fax: 0769-8258 3418  
E-mail: info@vflighting.com Http: //www.vflighting.com

6.