

MIZAR

Mizar线性洗墙灯安装说明书

Mizar linear wall washing lamp installation instructions

1.

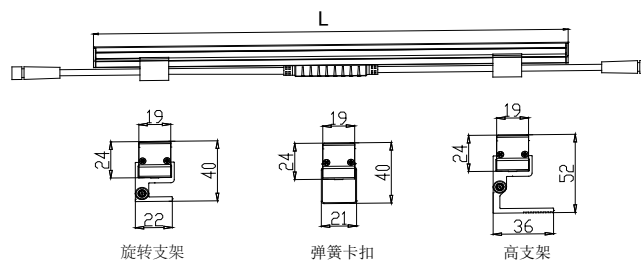
系列	长度
BL00702	300/500/1000mm

注意事项:

- 1、与本产品配套使用的电源及控制器须是我司认可的品牌和规格;
- 2、灯具的安装人员需持有《电工证》，需有专业电气工程师指导施工;
- 3、每个供电回路不得超过144W，合理选择线径和布线，压降不能超过额定电压5%;
- 4、不得剪掉灯具原有防水接头，线长不够时，须用我司定制的带防水接头的延长线;
- 5、注意轻拿轻放本灯具，不得拉扯灯具出线;
- 6、未经我司允许不得拆开灯具;
- 7、安装完成并检查合格后方可通电试灯，严禁带电操作;
- 8、电源及控制器须安装于防水箱中，做好防水保护;
- 9、灯具安装面必须防火，且安装面须能承受10倍以上灯具自重;
- 10、未经我司允许，不得更换或取消灯具原安装支架和配件;
- 11、供电电压必须与灯具输入电压匹配。

一、灯具尺寸

BL00702



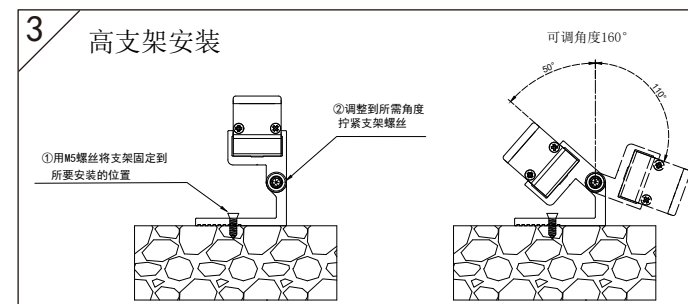
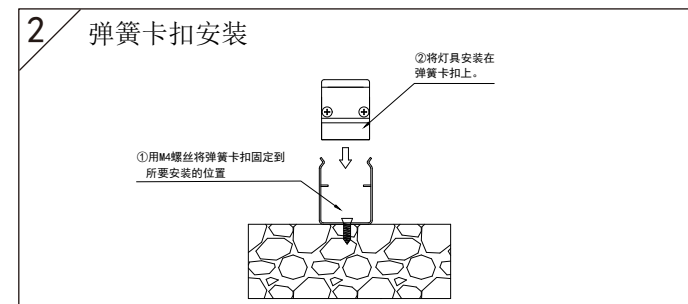
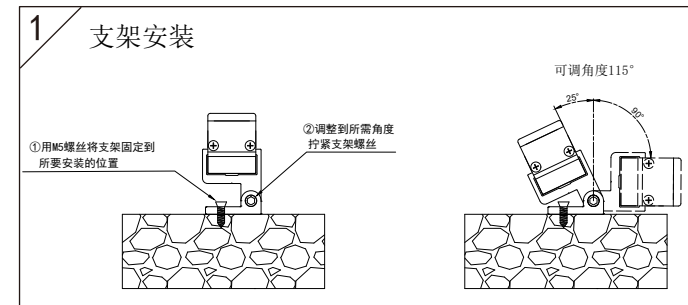
旋转支架

弹簧卡扣

高支架

2.

二、BL00702安装方法(具体外观请以实物为准!)



3.

不要用手或者毛巾拭擦芯片与反射器！
Do not clean LED chip and reflector with hand or towel !



- 只能使用符合IEC或CCC安全标准的电源；
- 检查电源是否匹配灯具；
- 须考虑到最大电流值；
- 灯具上显示电压不是用来选择恒压电源，而是表示所选择恒流电源所覆盖的电压；
- 采用合适的ESD措施，避免触摸裸导体；
- 若与某种化学物质或气体接触，LED芯片会受损；
- 因此不能用化学物质清理LED壳体或LED驱动灯，如下物质证实对灯具的性能有负面影响，不能与LED灯具处在同一环境下。
 - 指甲油
 - 超能胶水
 - 乙二醇
 - 甲醛
 - LOCTITE胶水
 - 漂白粉，含漂白粉的清洁剂、喷雾剂
 - LOCTITE 384胶
 - LOCTITE 7387 活化剂
- 将绝缘物移开或提供足够空间以便灯具本身的温升不会超过额定的；
- LED芯片对开关瞬态很敏感，因此LED灯具与电器必须在断电状态下连接，不可热插拔。
- VF建议使用灯具说明书上指示的电源。
- 须顾及到产品的极性。
- 如果此灯具的外部软缆或软线损坏了，该线要由制造商或其服务代理商或有类似资格的人更换
- 不可替换光源（此灯具的光源是不可替换的；当光源到其寿终时，应替换整个灯具）

4.

- Use only drivers that comply with IEC or CCC safety standards.
- Check if the power supply match with the luminaire.
- Must consider the maximum current value displayed on the label of the luminaire.
- The voltage displayed on the luminaire is not used to select the constant voltage driver, but the voltage covered by the selected constant current driver.
- Take suitable ESD measures to avoid touching bare conductors.
- LED chips can be damaged if be in touch with chemical material or gas. Therefore, it is not allowed to clean the LED housing or luminaire by chemicals.
- The following items are confirmed to have negative impact on the performance of the luminaire, avoid to keep luminaire in the same circumstance with them.
 - Methyl acetate or ethyl acetate (i.e., nail polish remover)
 - Cyanoacrylates (i.e., "Superglue")
 - Glycol ethers (including Radio Shack @ Precision Electronics Cleaner - dipropylene glycol monomethyl ether)
 - Formaldehyde or butadiene (including Ashland PLIOBOND @ adhesive)
 - Dymax 984-LVUF conformal coating
 - Loctite Sumo Glue, Loctite 384 adhesive, Loctite 7387 activator
 - Gorilla Glue, Bleach, Bleach-containing cleaners, sprays

- Remove the insulation material from the luminaire or provide enough space so that the temperature raising will not overpass the limited TC.
- LED chip is very sensitive to switching transients, therefore, LED lamps and appliances must be connected after power cut off, no hotswappable.
- VF recommends using the driver indicated on the luminaire manual.
- Must consider the polarity of the product.
- It is recommended to use an ambient temperature of -10 ° C to 40 ° C for indoor lighting equipment
- If the external flexible cable or cord of this lamp is damaged, the cord should be replaced by the manufacturer or its service agent or a similarly qualified person
- Non-replaceable light source (The light source of this luminaire is not replaceable; When the light source reaches the end of its life, the entire luminaire should be replaced)

5.



适用于室内环境与户外环境。



灯条不能被绝热衬垫或类似材料覆盖！



不可随意丢进垃圾桶，请进行专业回收。

6.

爱加照明科技有限公司

广东省东莞市大朗镇洋乌村乌石岭三区438号

Tel: 0769-8539 7723 / 8539 7729 Fax: 0769-8258 3418

E-mail: info@vflighting.com Http: //www.vflighting.com